


**(I) (a) STATEMENT SHOWING SHAREHOLDING PATTERN****Name of the Company: Vardhman Polytex Limited**

Scrip Code: 514175 on BSE &amp; VARDMNPOLY on NSE

Quarter ended: 30.09.2011

Partly paid-up shares:-	No. of partly paid-up shares	As a % of total no. of partly paid-up Shares	As a % of total no. of shares of the company
Held by promoter/promoter group	Nil	Nil	Nil
Held by public	Nil	Nil	Nil
<b>Total</b>	<b>Nil</b>	<b>Nil</b>	<b>Nil</b>
Outstanding convertible securities:-	No. of outstanding securities	As a % of total no. of outstanding convertible securities	As a % of total no. of shares of the company, assuming full conversion of the convertible securities
Held by promoter/promoter group	Nil	Nil	Nil
Held by public	Nil	Nil	Nil
<b>Total</b>	<b>Nil</b>	<b>Nil</b>	<b>Nil</b>
Warrants:-	No. of warrants	As a % of total no. of warrants	As a % of total no. of shares of the company, assuming full conversion of Warrants
Held by promoter/promoter group	Nil	Nil	Nil
Held by public	Nil	Nil	Nil
<b>Total</b>	<b>Nil</b>	<b>Nil</b>	<b>Nil</b>
<b>Total paid-up capital of the company, assuming full conversion of warrants and convertible securities</b>	<b>1,62,42,957 Shares</b>		




**VARDHMAN POLYTEX LIMITED**  
**SHAREHOLDING PATTERN AS ON**

**30.09.2011**

Category	Category of Shareholder	No. of Shareholders	Total No. of Shares	No. of shares held in dematerialized Form	Total shareholding as %age of total No. of Shares		Shares Pledged or otherwise encumbered	
					As a % age of (A+B)	As a % age of (A+B+C)	Number of shares	As a percentage (IX)=(VIII)/(IV)* 100
(I)	(II)	(III)	(IV)	(V)	(VI)	(VII)	(VIII)	(IX)
<b>(A)</b>	<b>Shareholding of Promoter &amp; Promoter Group</b>							
(1)	Indian							
(a)	Individuals/Hindu Undivided Family	8	347300	347300	2.14	2.14	151154	43.52
(b)	Central Government/State Government						0	0
(c)	Bodies Corporate	13	6950002	6950002	42.79	42.79		
(d)	Financial Institutions/Banks							
(e)	Any Other	21	7297302	7297302	44.93	44.93	151154	2.07
	Sub-Total (A) (1)							
(2)	Foreign							
(a)	Individuals/Hindu Undivided Family							
(b)	Central Government/State Government							
(c)	Bodies Corporate							
(d)	Financial Institutions/Banks							
(e)	Any Other							
	Sub-Total (A) (2)							
	Total Shareholding of Promoters & Promoters Group. A= (A) (1)+(A) (2)	21	7297302	7297302	44.93	44.93	151154	2.07
<b>(B)</b>	<b>Public Shareholding</b>							
(1)	Institutions							
(a)	Mutual Funds/UTI	2	1800	500	0.01	0.01	0	0
(b)	Financial Institutions/Banks	6	151284	150150	0.93	0.93	0	0
(c)	Central Government/State Government(s)							
(d)	Venture Capital Funds							
(e)	Insurance Companies							
(f)	Foreign Institutional Investors	2	1200	0	0.01	0.01	0	0
(g)	Foreign Venture Capital Investors							
(h)	Any Other	10	154284	150650	0.95	0.95	0	0
	Sub-Total (B) (1)							
(2)	Non-institutions							
(a)	Bodies Corporate	287	4874617	4870014	30.01	30.01	0	0
(b)	Individuals	7686	1663451	1268145	10.24	10.24	53531	3.22
	(i) Individual shareholders holding nominal capital upto Rs. 1 lac	26	2217046	417046	13.65	13.65	0	
	(ii) Individual shareholders holding nominal capital in excess of Rs. 1 lac	36	36257	35857	0.22	0.22	0	
(c)	Any Other (NRIs/OCBs)							
	Sub-Total (B) (2)	8035	8791371	6591062	54.12	54.12	53531	0.61
	Total Public Shareholding (B)=(B)(1)+(B)(2)	8045	8945655	6741712	55.07	55.07	53531	0.60
	Total (A+B)	8066	16242957	14039014	100.00	100.00	204685	1.26
(C)	Shares held by Custodians and against which Depository Receipts have been issued (C)	0	0	0	0	0	0	0
	GRAND TOTAL (A+B+C)	8066	16242957	14039014	100.00	100.00	204685	1.26

Note:-

1 The total foreign shareholding of the Company is 36257 (0.22%). Further, there is no ADR & GDR issues.




**(I) (b) STATEMENT SHOWING HOLDING OF SECURITIES INCLUDING SHARES, WARRANTS, CONVERTIBLE SECURITIES OF PERSONS BELONGING TO THE CATEGORY "PROMOTERS GROUP"**

As on 30.09.2011

Sr. No.	Name of the Shareholder	Detail of Shares held		Encumbered shares (*)			Details of warrants		Details of convertible securities		Total shares (including underlying shares assuming full conversion of warrants and convertible securities) as a % of diluted share capital
		No. of Shares	as a %age of grand total (A) + (B) + (C)	No.	As a percentage	As a % of grand total (A) + (B) + (C) of sub-clause (I)	Number of warrants held	As a total number of warrants of the same class	Number of convertible securities held	As a % total convertible securities of the same class	
(I)	(II)	(III)	(IV)	(V)	VI=(V)/(III)*10	(VII)	(VIII)	(IX)	(X)	(XI)	(XII)
<b>Promoter Companies</b>											
1	Panchsheel Tex. Mfg. & Trdg. Co. (P) Ltd.	4402917	27.11%	0	0	0	0	0	0	0	27.11%
2	Enakshi Investments (P) Ltd.	3707250	2.28%	0	0	0	0	0	0	0	2.28%
3	Allepy Invst. & Trdg. Co. (P) Ltd.	95500	0.59%	0	0	0	0	0	0	0	0.59%
4	Gagan Mercantile Co. (P) Ltd.	163900	1.01%	0	0	0	0	0	0	0	1.01%
5	Calgary Invst. & Trdg. Co. (P) Ltd.	67300	0.41%	0	0	0	0	0	0	0	0.41%
6	Kent Investments (P) Ltd.	46950	0.29%	0	0	0	0	0	0	0	0.29%
7	Liberty Mercantile Co. (P) Ltd.	120550	0.74%	0	0	0	0	0	0	0	0.74%
8	Pioneer Mercantile Co. (P) Ltd.	49350	0.30%	0	0	0	0	0	0	0	0.30%
9	Ruby Mercantile Co. (P) Ltd.	153000	0.94%	0	0	0	0	0	0	0	0.94%
10	Adesh Invst. & Trdg. Co. (P) Ltd.	35100	0.22%	0	0	0	0	0	0	0	0.22%
11	Boras Invst. & Trdg. Co. (P) Ltd.	32860	0.20%	0	0	0	0	0	0	0	0.20%
12	Alma Assets Consultancy (P) Ltd	752325	4.63%	0	0	0	0	0	0	0	4.63%
13	Nightmagle Deatoom (P) Ltd	660000	4.06%	0	0	0	0	0	0	0	4.06%
	<b>TOTAL</b>	<b>6950002</b>	<b>42.79%</b>	<b>0.00</b>	<b>0.00</b>	<b>0.00</b>	<b>0.00</b>	<b>0.00</b>	<b>0.00</b>	<b>0.00</b>	<b>42.79%</b>
<b>Individuals</b>											
1	Mr. Ashok Kumar Oswal	127748	0.79%	0	0	0	0	0	0	0	0.79%
2	Ashok Kumar & Sons (HUF)	110	0.00%	0	0	0	0	0	0	0	0.00%
3	Mrs. Manju Oswal	52694	0.32%	47694	90.51	0.29	0	0	0	0	0.32%
4	Mr. Adish Oswal	129511	0.80%	85640	66.13	0.53	0	0	0	0	0.80%
5	Mrs. Rakhi Oswal	17820	0.11%	17820	100.00	0.11	0	0	0	0	0.11%
6	Mr. Abhinav Oswal	14307	0.09%	0	0	0	0	0	0	0	0.09%
7	Ms Akita Oswal	5010	0.03%	0	0	0	0	0	0	0	0.03%
8	Dr. Balbir Singh Bhatia	100	0.00%	0	0	0	0	0	0	0	0.00%
	<b>TOTAL</b>	<b>347300</b>	<b>2.14%</b>	<b>151154</b>	<b>43.52</b>	<b>0.93</b>	<b>0.00</b>	<b>0.00</b>	<b>0.00</b>	<b>0.00</b>	<b>2.14%</b>
	<b>Grand Total</b>	<b>7297302</b>	<b>44.93%</b>	<b>151154</b>	<b>2.07</b>	<b>0.93</b>	<b>0.00</b>	<b>0.00</b>	<b>0.00</b>	<b>0.00</b>	<b>44.93%</b>

(\*) The term "encumbrance" has the same meaning as assigned to it in regulation 28(3) of the SAST Regulations, 2011



**D)(c)(i)** Statement showing holding of securities (including shares, warrants, convertible securities) of persons belonging to the category "Public" and holding more than 5% of the total number of shares

(Sr. No.)	Name of the shareholder	Number of shares held	Shares as a percentage of total number of shares i.e., Grand Total (A)+(B)+(C) indicated in Statement at para D)(a)	Details of warrants		Details of convertible securities		Total shares (including underlying shares assuming full conversion of warrants and convertible securities) as a % of diluted share capital
				Number of warrants	As a % total number of warrants of the same class	Number of convertible securities held	% w.r.t total number of convertible securities of the same class	
1	Swarnim Tie Up (P) Ltd.	1400000	8.62%	0	0	0	0	8.62%
2	Vineet Sood & Sons HUF	725000	4.46%	0	0	0	0	4.46%
3	Real Value Info Solutions Private Limited.	532000	3.28%	0	0	0	0	3.28%
4	Master Trust Limited.	497000	3.06%	0	0	0	0	3.06%
5	SCM India Private Limited.	409953	2.52%	0	0	0	0	2.52%
6	LSE Securities Ltd.	355042	2.19%	0	0	0	0	2.19%
7	Suresh Kumar Jain	325000	2.00%	0	0	0	0	2.00%
8	Majestic Scrips Private Limited.	273000	1.68%	0	0	0	0	1.68%
9	Amrapali Aadya Trading & Investment Pvt. Ltd.	229409	1.41%	0	0	0	0	1.41%
10	Alpic Capital Services Ltd	163738	1.01%	0	0	0	0	1.01%
	<b>TOTAL</b>	<b>4910142</b>	<b>30.23%</b>					<b>30.23%</b>

**D)(c)(ii)** Statement showing holding of securities (including shares, warrants, convertible securities) of persons (together with PAC) belonging to the category "Public" and holding more than 5% of the total number of shares of the company

(Sr. No.)	Name(s) of the shareholder(s) and the Persons Acting in Concert (PAC) with them	Number of shares held	Shares as a percentage of total number of shares i.e., Grand Total (A)+(B)+(C) indicated in Statement at para D)(a)	Details of warrants		Details of convertible securities		Total shares (including underlying shares assuming full conversion of warrants and convertible securities) as a % of diluted share capital
				Number of warrants	As a % total number of warrants of the same class	Number of convertible securities held	% w.r.t total number of convertible securities of the same class	
1	Swarnim Tie Up (P) Ltd.	1400000	8.62%					8.62%
	<b>TOTAL</b>	<b>1400000</b>	<b>8.62%</b>					<b>8.62%</b>



<b>(I) (d) STATEMENT SHOWING DETAILS OF LOCKED IN SHARES</b>				
<b>TOTAL NUMBER OF SHARES as on</b>			<b>30.09.2011</b>	
<b>Sr. No.</b>	<b>Name of the Shareholder</b>	<b>No. of locked in Shares</b>	<b>locked in Shares as %age of total No. of Shares</b>	<b>Category</b>
1	Nightnagle Dealcom (P) Ltd.	660000	4.1%	Promoter
2	ALMA Assets Consultancy (P) Ltd.	660000	4.1%	Promoter
3	Master Trust Limited	497000	3.1%	Non Promoter
4	Mr Sanjeev Kumar Goyal	150000	0.9%	Non Promoter
5	Mr Surinder Kumar Goyal	150000	0.9%	Non Promoter
6	Mr Manav Goyal	150000	0.9%	Non Promoter
7	Mr Anil Kumar Goyal	150000	0.9%	Non Promoter
8	Mr Ajay Kumar Goyal	150000	0.9%	Non Promoter
9	Mr Vineet Sood & Sons (HUF)	725000	4.5%	Non Promoter
10	Mr Suresh Kumar Jain	325000	2.0%	Non Promoter
<b>Total:</b>		<b>3617000</b>	<b>22.3%</b>	
<b>(II) (a) STATEMENT SHOWING DETAILS OF DEPOSITORY RECEIPTS</b>				
<b>TOTAL NUMBER OF RECEIPTS as on</b>			<b>30.09.2011</b>	
<b>Sr. No.</b>	<b>Type of Outstanding ADR &amp; GDR, SDR etc.</b>	<b>Number of Outstanding DRs</b>	<b>No. of shares underlying outstanding DRs</b>	<b>Shares underlying outstanding DRs as %age of total No.</b>
	NIL			
<b>(II) (b) STATEMENT SHOWING HOLDING OF DEPOSITORY RECEIPTS WHERE UNDERLYING SHARES ARE IN EXCESS OF 1% OF</b>				
<b>TOTAL NUMBER OF SHARES as on</b>			<b>30.09.2011</b>	
<b>Sr. No.</b>	<b>Name of the DR Holder</b>	<b>Type of Outstanding ADR &amp; GDR, SDR etc.</b>	<b>No. of shares underlying outstanding DRs</b>	<b>Shares underlying outstanding DRs as %age of total No. of shares</b>
	NIL			

